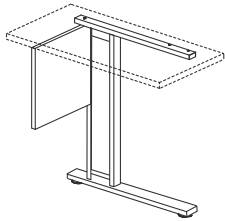
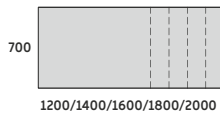


740



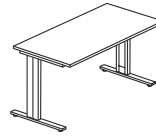
STELAŻ TYPU: DUO-H  
PROFIL: PROSTOKĄTNY 50X25 MM  
BLENDĄ WZMACNIAJĄCĄ GR: 18MM  
PIONOWE PROWADZENIE KABLI W NODZIE  
REGULACJA:  
POZIOMUJĄCA W ZAKRESIE: +/- 10 MM

## BIURKO PROSTE DUO-H



700

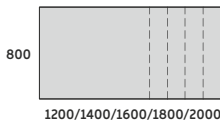
1200/1400/1600/1800/2000



### DUO-H 700

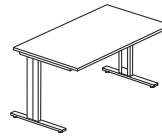
HD-P701 1200x700x740  
HD-P702 1400x700x740  
HD-P703 1600x700x740  
HD-P704 1800x700x740  
HD-P705 2000x700x740

## BIURKO PROSTE DUO-H



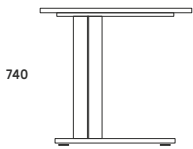
800

1200/1400/1600/1800/2000



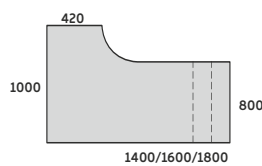
### DUO-H 800

HD-P01 1200x800x740  
HD-P02 1400x800x740  
HD-P03 1600x800x740  
HD-P04 1800x800x740  
HD-P05 2000x800x740



740

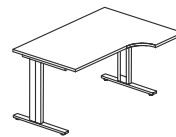
## BIURKO NAROŻNE PRAWO DUO-H



1000

800

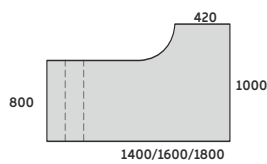
1400/1600/1800



### DUO-H NAROŻNE 1000

HD-N11 1400/800x1000/420x740  
HD-N14 1600/800x1000/420x740  
HD-N16 1800/800x1000/420x740

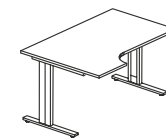
## BIURKO NAROŻNE LEWE DUO-H



800

1000

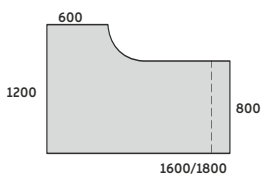
1400/1600/1800



### DUO-H NAROŻNE 1000

HD-N12 1400/800x1000/420x740  
HD-N15 1600/800x1000/420x740  
HD-N17 1800/800x1000/420x740

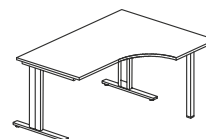
## BIURKO NAROŻNE PRAWO DUO-H



1200

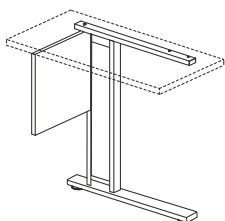
800

1600/1800



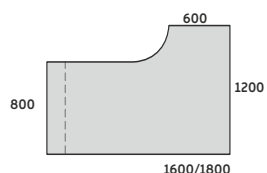
### DUO-H NAROŻNE 1200

HD-N21 1600/800x1200/600x740  
HD-N23 1800/800x1200/600x740



STELAŻ TYPU: DUO-H  
PROFIL: PROSTOKĄTNY 50X25 MM  
BLENDĄ WZMACNIAJĄCĄ GR: 18MM  
PIONOWE PROWADZENIE KABLI W NODZIE  
REGULACJA:  
POZIOMUJĄCA W ZAKRESIE: +/- 10 MM

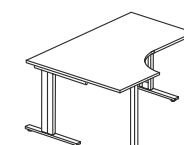
## BIURKO NAROŻNE LEWE DUO-H



800

1200

1600/1800



### DUO-H NAROŻNE 1200

HD-N22 1600/800x1200/600x740  
HD-N24 1800/800x1200/600x740