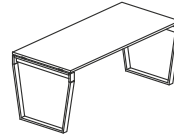
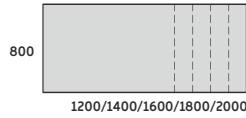
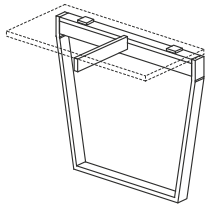


BIURKO PROSTE TYPE-V

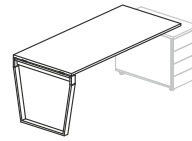
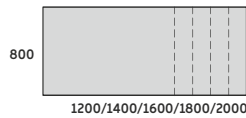


TYPE-V

TPV-01 1200x800x740
TPV-02 1400x800x740
TPV-03 1600x800x740
TPV-04 1800x800x740
TPV-05 2000x800x740



BIURKO PROSTE TYPE-V Z JEDNĄ NOGĄ

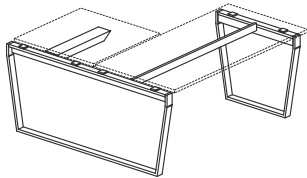


TYPE-V

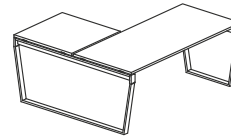
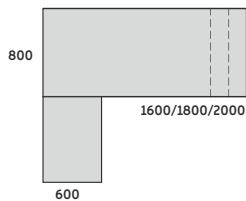
TPV-31 1200x800x740
TPV-32 1400x800x740
TPV-33 1600x800x740
TPV-34 1800x800x740
TPV-35 2000x800x740

STELAŻ TYPU: TYPE-V
PROFIL: PROSTOKĄTNY 60X20 MM
PROFIL ŁĄCZNY: 60X20 MM
REGULACJA:
POZIOMUJĄCA W ZAKRESIE: +/- 10 MM

DO KONTENERÓW/SZAFEK GABINETOWYCH:
TPS4, TPS4/M, TPS3F, TPS3F/M, TPSP,
DUSP, ADSP, ODSP, UDSP, CDSP
Z KATALOGU KONTENERY



BIURKO Z DOSTAWKĄ TYPE-V

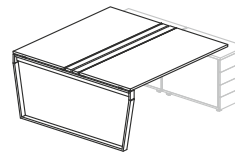
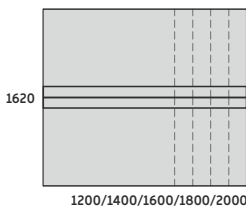
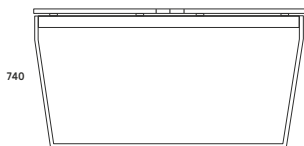


TYPE-V

TPVG-01 1600/800x1620/600x740
TPVG-02 1800/800x1620/600x740
TPVG-03 2000/800x1620/600x740

STELAŻ TYPU: TYPE-V
PROFIL: PROSTOKĄTNY 60X20 MM
PROFIL ŁĄCZNY: 60X20 MM
WZMOCNIENIE BLATU DOSTAWKI: 2 MM
REGULACJA:
POZIOMUJĄCA W ZAKRESIE: +/- 10 MM

BIURKO BENCH TYPE-VB Z JEDNĄ NOGĄ I Z LISTWĄ UCHYLNĄ



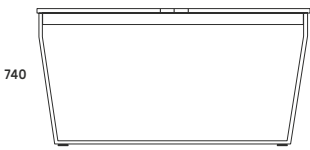
TYPE-VB

TP1VB-31 1200x1620x740
TP1VB-32 1400x1620x740
TP1VB-33 1600x1620x740
TP1VB-34 1800x1620x740
TP1VB-35 2000x1620x740

STELAŻ TYPU: TYPE-V
PROFIL: PROSTOKĄTNY 60X20 MM
PROFIL ŁĄCZNY: 60X20 MM
REGULACJA:
POZIOMUJĄCA W ZAKRESIE: +/- 10 MM

DO KONTENERÓW/SZAFEK GABINETOWYCH:
TPS4, TPS4/M, TPS3F, TPS3F/M, TPSP,
DUSP, ADSP, ODSP, UDSP, CDSP
Z KATALOGU KONTENERY

BIURKO BENCH



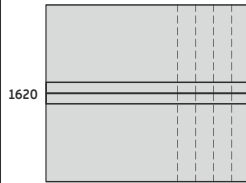
740



740

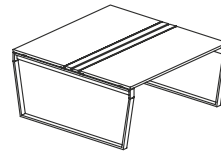
STELAŻ TYPU: TYPE
 PROFIL: PROSTOKĄTNY 60X20 MM
 PROFIL ŁĄCZNY: 60X20 MM
 REGULACJA:
 POZIOMUJĄCA W ZAKRESIE: +/- 10 MM

BIURKO BENCH TYPE-VB Z LISTWĄ UCHYLNĄ

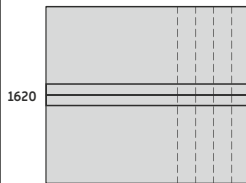


1620

1200/1400/1600/1800/2000

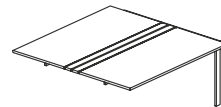


MODUŁ ŚRODKOWY DO BIUREK BENCH TYPE Z LISTWĄ UCHYLNĄ



1620

1200/1400/1600/1800/2000



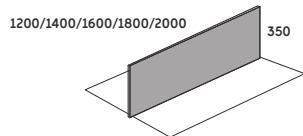
TYPE-VB

TP1VB-01 1200x1620x740
 TP1VB-02 1400x1620x740
 TP1VB-03 1600x1620x740
 TP1VB-04 1800x1620x740
 TP1VB-05 2000x1620x740

TYPE


TP1S-01 1200x1620x740
 TP1S-02 1400x1620x740
 TP1S-03 1600x1620x740
 TP1S-04 1800x1620x740
 TP1S-05 2000x1620x740

PRZEGRODA TAPICEROWANA DO BIUREK BENCH TYPE WYSOKOŚĆ NAD BLATEM 350 MM



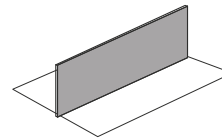
1200/1400/1600/1800/2000

350



350

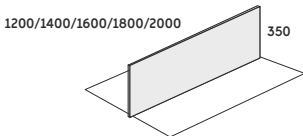
1200/1400/1600/1800/2000



TYPE


TPPT-01 DO BIUREK BENCH 1200
 TPPT-02 DO BIUREK BENCH 1400
 TPPT-03 DO BIUREK BENCH 1600
 TPPT-04 DO BIUREK BENCH 1800
 TPPT-05 DO BIUREK BENCH 2000

PRZEGRODA PŁYTOWA 18MM DO BIUREK BENCH TYPE WYSOKOŚĆ NAD BLATEM 350MM



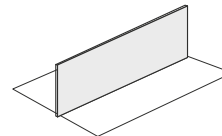
1200/1400/1600/1800/2000

350



350

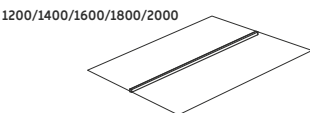
1200/1400/1600/1800/2000




TYPE

TPPP-01 DO BIUREK BENCH 1200
 TPPP-02 DO BIUREK BENCH 1400
 TPPP-03 DO BIUREK BENCH 1600
 TPPP-04 DO BIUREK BENCH 1800
 TPPP-05 DO BIUREK BENCH 2000

LISTWA MASKUJĄCA DO BIUREK BENCH TYPE BEZ PRZEGRODY

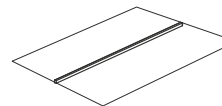


1200/1400/1600/1800/2000



350

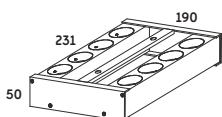
1200/1400/1600/1800/2000



TYPE

LM-01 DO BIUREK BENCH 1200
 LM-02 DO BIUREK BENCH 1400
 LM-03 DO BIUREK BENCH 1600
 LM-04 DO BIUREK BENCH 1800
 LM-05 DO BIUREK BENCH 2000

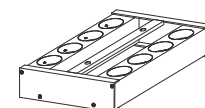
UCHWYT MEDIABOX DO BIUREK BENCH TYPE Z LISTWĄ UCHYLNĄ



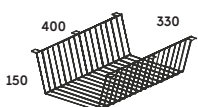
231

190

50



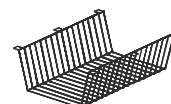
UCHWYT MEDIABOX DO BIUREK BENCH TYPE Z LISTWĄ UCHYLNĄ



400

330

150

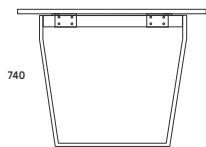


MEDIABOX TYPE


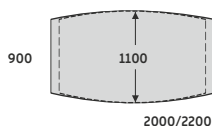
ULZ-01 DO BIUREK BENCH
 2x (4X230V)
 ULZ-02 DO BIUREK BENCH
 2x (3x230V + 2xRJ45 kat. 5eUTP)
 ULZ-02H DO BIUREK BENCH
 2x (2x230V + 2xRJ45 kat. 5eUT + 1xHDMI)

KOSZYK NA KABLE

KDR 400X330X150

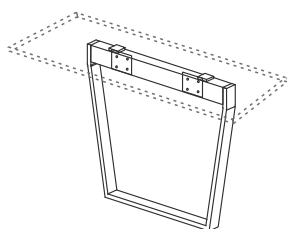


STÓŁ KONFERENCYJNY BECZKA TYPE-V


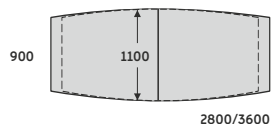


TYPE-V

TPVSK-01 2000x900/1100x740
TPVSK-02 2200x900/1100x740



STÓŁ KONFERENCYJNY BECZKA TYPE-V

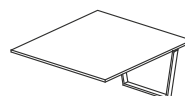
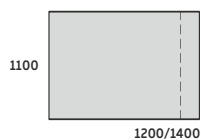
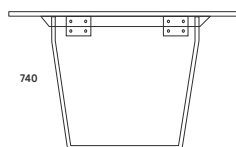


TYPE-V

TPVSK-03 2800x900/1100x740
TPVSK-04 3600x900/1100x740

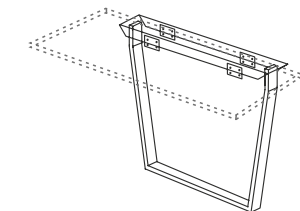
STELAŻ TYPU: TYPE-V
PROFIL: PROSTOKĄTNY 60X20 MM
PROFIL ŁĄCZYNY: 60X20 MM
REGULACJA:
POZIOMUJĄCA W ZAKRESIE: +/- 10 MM

MODUŁ ŚRODKOWY DO STOŁU KONFERENCYJNEGO TYPE



TYPE

TPVM-01 1200x1100x740
TPVM-02 1400x1100x740



STELAŻ TYPU: TYPE
PROFIL: PROSTOKĄTNY 60X20 MM
PROFIL ŁĄCZYNY: 60X20 MM
REGULACJA:
POZIOMUJĄCA W ZAKRESIE: +/- 10 MM